

THE SCIENCE OF THE
HEART AND
CIRCULATION



Why Circulate?

by

Barbara Z. Tharp, M.S.

Deanne B. Erdmann, M.S.

Marsha L. Matyas, Ph.D.

Ronald L. McNeel, Dr.P.H.

Nancy P. Moreno, Ph.D.

RESOURCES

For online presentations of each activity and downloadable slide sets for classroom use, visit <http://www.bioedonline.org> or <http://www.k8science.org>.

BCM
Baylor
College of
Medicine

© 2012 by Baylor College of Medicine
All rights reserved.
Printed in the United States of America

ISBN: 978-1-888997-55-2

BioEdSM

Teacher Resources from the Center for Educational Outreach at Baylor College of Medicine.
The mark "BioEd" is a service mark of Baylor College of Medicine.

The information contained in this publication is intended solely to provide broad consumer understanding and knowledge of health care topics. This information is for educational purposes only and should in no way be taken to be the provision or practice of medical, nursing or professional health care advice or services. The information should not be considered complete and should not be used in place of a visit, call or consultation with a physician or other health care provider, or the advice thereof. The information obtained from this publication is not exhaustive and does not cover all diseases, ailments, physical conditions or their treatments. Call or see a physician or other health care provider promptly for any health care-related questions.

The activities described in this book are intended for school-age children under direct supervision of adults. The authors, Baylor College of Medicine (BCM) and the National Space Biomedical Research Institute (NSBRI) cannot be responsible for any accidents or injuries that may result from conduct of the activities, from not specifically following directions, or from ignoring cautions contained in the text. The opinions, findings and conclusions expressed in this publication are solely those of the authors and do not necessarily reflect the views of BCM, NSBRI or the National Aeronautics and Space Administration (NASA).

Cover Illustrations: LifeART © Williams & Wilkins.

Cover Photos: Astronaut courtesy of NASA; boy and girl © Rubberball Production; electronic equipment © Fotosearch.

Authors: Barbara Z. Tharp, M.S., Deanne B. Erdmann, M.S., Marsha L. Matyas, Ph.D.,
Ronald L. McNeel, Dr.P.H., and Nancy P. Moreno, Ph.D.

Senior Editor: James P. Denk, M.A.

Designer and Editor: Martha S. Young, B.F.A.

ACKNOWLEDGMENTS

The authors gratefully acknowledge the support of Bobby R. Alford, M.D., Jeffrey P. Sutton, M.D., Ph.D., William A. Thomson, Ph.D., Jeanne L. Becker, Ph.D., Marlene Y. MacLeish, Ed.D., Nancy Murray, Dr.Ph., and Kathryn S. Major, B.A. The authors also express their gratitude for the contributions of the following expert reviewers: Lloyd H. Michael, Ph.D., Robert G. Carroll, Ph.D., Michael T. Vu, M.S., and Gregory L. Vogt, Ed.D.

Special thanks also go to the American Physiological Society and to the HEADS UP project of The University of Texas School of Public Health (funded by the Science Education Partnership Award of the National Center for Research Resources, National Institutes of Health).

This work was supported by National Space Biomedical Research Institute through NASA NCC 9-58.

No part of this book may be reproduced by any mechanical, photographic or electronic process, or in the form of an audio recording; nor may it be stored in a retrieval system, transmitted, or otherwise copied for public or private use without prior written permission of the publisher. Black-line masters reproduced for classroom use are excepted.

NATIONAL SPACE BIOMEDICAL RESEARCH INSTITUTE

1 Baylor Plaza, NA-425, Houston, Texas 77030-3498
www.nsbri.org

CENTER FOR EDUCATIONAL OUTREACH

Baylor College of Medicine, 1 Baylor Plaza, BCM411, Houston, Texas 77030
713-798-8200 / 800-798-8244 / www.bcm.edu/edoutreach

BCM[®]
Baylor
College of
Medicine



SOURCE URLS

AMERICAN COLLEGE OF SPORTS MEDICINE

<http://www.acsm.org>

AMERICAN HEART ASSOCIATION

<http://www.americanheart.org>

BAYLOR COLLEGE OF MEDICINE

BIOED ONLINE / K8 SCIENCE

<http://www.bioedonline.org>

<http://www.k8science.org>

CENTERS FOR DISEASE CONTROL AND PREVENTION

<http://www.cdc.gov>

EUROPEAN SPACE AGENCY

<http://www.esa.int/esaHS/education.html>

MEDLINE PLUS

<http://medlineplus.gov>

NATIONAL AERONAUTICS AND SPACE ADMINISTRATION (NASA)

NASA IMAGES

<http://www.nasaimages.org>

NASA JOHNSON SPACE CENTER

http://www.nasa.gov/centers/johnson/astronauts/journals_astronauts.html

SCIENCE@NASA

<http://science.nasa.gov>

NATIONAL INSTITUTES OF HEALTH

SCIENCE EDUCATION PARTNERSHIP AWARD,
NATIONAL CENTER FOR RESEARCH RESOURCES

<http://www.ncrr.nih.gov>

NATIONAL HEART, LUNG, AND BLOOD INSTITUTE

<http://www.nhlbi.nih.gov>

NATIONAL RESEARCH COUNCIL

NATIONAL SCIENCE EDUCATION STANDARDS

http://www.nap.edu/openbook.php?record_id=4962

NATIONAL SPACE BIOMEDICAL RESEARCH INSTITUTE

<http://www.nsbri.org>

TESSERACT- EARLY SCIENTIFIC INSTRUMENTS

<http://www.etesseract.com>

THE UNIVERSITY OF TEXAS (UT)

HEADS UP PROGRAM, UT SCHOOL OF PUBLIC HEALTH
AT HOUSTON

<http://www.sph.uth.tmc.edu/headsup>

UT SOUTHWESTERN MEDICAL CENTER
AT DALLAS

<http://www.utsouthwestern.edu>

UNIVERSITY OF MARYLAND MEDICAL CENTER

www.umm.edu/news/releases/laughter2.htm

U.S. FOOD AND DRUG ADMINISTRATION

<http://www.fda.gov/hearthealth>

TEAMING WITH BENEFITS

by Jeffrey P. Sutton, M.D., Ph.D., Director, National Space Biomedical Research Institute (NSBRI)

Space is a challenging environment for the human body. With long-duration missions, the physical and psychological stresses and risks to astro-



Dr. Jeffrey P. Sutton

nauts are significant. Finding answers to these health concerns is at the heart of the National Space Biomedical Research Institute's program. In turn, the Institute's research is helping to enhance medical care on Earth.

The NSBRI, a unique partnership between NASA and the academic and industrial communities, is advancing biomedical research with the goal of ensuring a safe and productive long-term human presence in space. By developing new approaches and countermeasures to prevent, minimize and reverse critical risks to health, the Institute plays an essential, enabling role for NASA. The NSBRI bridges the research, technological and clinical expertise of the biomedical community with the scientific, engineering and operational expertise of NASA.

With nearly 60 science, technology and education projects, the NSBRI engages investigators at leading institutions across the nation to conduct goal-directed, peer-reviewed research in a team approach. Key working relationships have been established with end users, including astronauts and flight surgeons at Johnson Space Center, NASA scientists and engineers, other federal agencies, industry and international partners. The value of these

collaborations and revolutionary research advances that result from them is enormous and unprecedented, with substantial benefits for both the space program and the American people.

Through our strategic plan, the NSBRI takes a leadership role in countermeasure development and space life sciences education. The results-oriented research and development program is integrated and implemented using focused teams, with scientific and management directives that are innovative and dynamic. An active Board of Directors, External Advisory Council, Board of Scientific Counselors, User Panel, Industry Forum and academic Consortium

help guide the Institute in achieving its goals and objectives.

It will become necessary to perform more investigations in the unique environment of space. The vision of using extended exposure to microgravity as a laboratory for discovery and exploration builds upon the legacy of NASA and our quest to push the frontier of human understanding about nature and ourselves.

The NSBRI is maturing in an era of unparalleled scientific and technological advancement and opportunity. We are excited by the challenges confronting us, and by our collective ability to enhance human health and well-being in space, and on Earth.



NSBRI RESEARCH AREAS

CARDIOVASCULAR PROBLEMS

The amount of blood in the body is reduced when astronauts are in microgravity. The heart grows smaller and weaker, which makes astronauts feel dizzy and weak when they return to Earth. Heart failure and diabetes, experienced by many people on Earth, lead to similar problems.

HUMAN FACTORS AND PERFORMANCE

Many factors can impact an astronaut's ability to work well in space or on the lunar surface. NSBRI is studying ways to improve daily living and keep crewmembers healthy, productive and safe during exploration missions. Efforts focus on reducing performance errors, improving nutrition, examining ways to improve sleep and scheduling of work shifts, and studying how specific types of lighting in the craft and habitat can improve alertness and performance.

MUSCLE AND BONE LOSS

When muscles and bones do not have to work against gravity, they weaken and begin to waste away. Special exercises and other strategies to help astronauts' bones and muscles stay strong in space also may help older and bedridden people, who experience similar problems on Earth, as well as people whose work requires intense physical exertion, like firefighters and construction workers.

NEUROBEHAVIORAL AND STRESS FACTORS

To ensure astronaut readiness for spaceflight, preflight prevention programs are being developed to avoid as many risks as possible to individual and

group behavioral health during flight and post flight. People on Earth can benefit from relevant assessment tests, monitoring and intervention.

RADIATION EFFECTS AND CANCER

Exploration missions will expose astronauts to greater levels and more varied types of radiation. Radiation exposure can lead to many health problems, including acute effects such as nausea, vomiting, fatigue, skin injury and changes to white blood cell counts and the immune system. Longer-term effects include damage to the eyes, gastrointestinal system, lungs and central nervous system, and increased cancer risk. Learning how to keep astronauts safe from radiation may improve cancer treatments for people on Earth.

SENSORIMOTOR AND BALANCE ISSUES

During their first days in space, astronauts can become dizzy and nauseous. Eventually they adjust, but once they return to Earth, they have a hard time walking and standing upright. Finding ways to counteract these effects could benefit millions of Americans with balance disorders.

SMART MEDICAL SYSTEMS AND TECHNOLOGY

Since astronauts on long-duration missions will not be able to return quickly to Earth, new methods of remote medical diagnosis and treatment are necessary. These systems must be small, low-power, noninvasive and versatile. Portable medical care systems that monitor, diagnose and treat major illness and trauma during flight will have immediate benefits to medical care on Earth.

For current, in-depth information on NSBRI's cutting-edge research and innovative technologies, visit <http://www.nsbri.org>.

OVERVIEW

Students will observe the dispersion of a drop of food coloring in water, draw conclusions about the movement of dissolved substances, and develop explanations about the importance of organisms' internal transport systems.



ACTIVITY


WHY CIRCULATE?

Have you ever made lemonade and forgotten to stir the mixture? The sweetener and flavoring eventually become distributed within the liquid, but the process, called diffusion, takes time. Diffusion is the random movement of molecules or particles in solution. They bounce against each other, generally moving from regions of higher concentration (where there is more of the dissolved substance) to regions of lower concentration (where there is less of the dissolved

substance). Eventually, the mixture becomes evenly distributed. This is the process by which the sweetener and lemonade flavoring become dispersed in the water, even if you don't stir the mixture.

Single-celled living organisms rely on diffusion to obtain some of the resources necessary for life and to eliminate wastes. It is not a coincidence that almost all unicellular organisms live in water-based environments, where dissolved nutrients are readily available just outside the cell membrane. Single-celled organisms also can move wastes outside the cell membrane into the surrounding water.

What happens in large organisms, such as humans, that consist of many millions of cells? These organisms' cells are bathed in water, but the cells often are far away from the external environment. Diffusion is not sufficient to provide needed nutrients or to remove waste from distant cells. In addition, most larger, complex organisms carry out important tasks—obtaining nutrients, exchanging gases, removing wastes, etc.—in specialized regions of their bodies (such as the lungs or kidneys in humans). Consequently, most multicellular organisms have specialized systems (such as the circulatory system) to transport nutrients, waste and other materials from one region of the body to another. This activity allows students to investigate the process of diffusion and to consider why many organisms have internal transport systems.



AstroBlogs!

An AstroBlog entry for this activity can be found on page 4.

Solutions in Water

A solution is a uniform (homogeneous) mixture of two or more substances at the molecular level. Many substances dissolve in water because water molecules have a slight positive charge at one end and a slight negative charge at the other. Similarly charged particles of other substances are attracted to and mix with the water molecules, forming a solution.

SCIENCE EDUCATION CONTENT STANDARDS* GRADES 5–8

LIFE SCIENCE

- Living systems at all levels of organization demonstrate the complementary nature of structure and function.
- All organisms are composed of cells—the fundamental unit of life.
- Cells carry on many of the functions needed to sustain life. They take in nutrients, which they use to provide energy for the work that cells do and to make the materials that a cell or an organism needs.
- The human organism has systems for digestion, respiration, reproduction, circulation, excretion, movement, control and coordination, and for protection from disease.

PHYSICAL SCIENCE

- The motion of an object can be described by its position, direction of motion and speed.

SCIENCE, HEALTH & MATH SKILLS

- Observing
- Graphing
- Interpreting data
- Applying knowledge

* National Research Council. 1996. National Science Education Standards. Washington, D.C., National Academies Press.

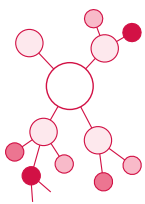


Brownian Motion

In 1828, the English botanist, Robert Brown, observed that pollen grains suspended in still water jiggle around in a more or less random, zig-zag fashion. Then, in 1905, Albert Einstein published a paper in which he used mathematics to predict that particles much smaller than pollen grains would move in similar, zig-zag patterns. Einstein later would build upon this finding to make his case for the existence of molecules.

According to what is now referred to as Brownian motion, a larger particle in liquid constantly is bumped and jostled on all sides by other, smaller particles. These unequal, random collisions cause suspended particles, even molecules, to move in a non-predictable way.

Update Concept Maps



TIME

10 minutes for setup; 45–60 minutes to conduct activity

MATERIALS

Each group of four students will need:

- 2 sheets of graph paper (0.5-cm grid)
- Graduated cylinder (100-mL or 250-mL)
- Lid or bottom of a Petri dish
- Pencil
- Small dropper bottle of food coloring (red, blue or green; do not use yellow)
- Tape
- Timer, watch or clock
- **Optional:** Digital camera for recording observations

Each student will need:

- Copy of the student sheet

SAFETY

It is a good idea for students to wash their hands with soap and water before and after any science activity. Food coloring may stain hands, clothing and some surfaces. Make sure any spilled water is cleaned up promptly. Follow all district and school safety guidelines.

SETUP & MANAGEMENT

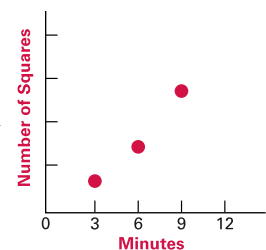
Place all materials in a central location for each group's Materials Manager to collect. Students will work in groups of four.

PROCEDURE

1. Ask students, *Have you ever added sugar to lemonade? Follow with questions such as, What did you do after you added the sugar? Was it necessary to stir the mixture? What would happen if you didn't stir the mixture?* Tell students that they will be investigating the movements of a substance when it is dissolved in water.
2. Have Materials Managers pick up the materials listed above for their groups.
3. Students will follow the instructions on their student sheets to observe and record the rate at which a drop

of food coloring disperses through the water in a Petri dish. A simple way to measure the area reached by the food coloring is to place the dish over a sheet of graph paper before beginning the investigation. Students will make observations every three minutes (or, you may prefer to have students decide upon the frequency of observations). For each observation, students will count the number of squares in which tint from the food coloring is visible. Students should count only every other partial square, or divide the total number of partial squares by two.

4. Have students graph their results and answer the questions on the student sheet, or record the same information in their lab notebooks. Make certain that students choose an appropriate type of graph for the information being represented (line graphs are generally used for measurements made repeatedly over a continuous period, as in the sample graph (right)).



5. Discuss diffusion (the process by which molecules or particles are dispersed randomly through another substance, such as a liquid) with the class. Ask, *Based on your observations, do you think diffusion helps to distribute nutrients from one place to another in the body of a living organism, such as an animal?* [yes] *What are the limitations of diffusion for transporting nutrients and other materials through the body?* [very slow, and only moves from regions of higher to lower concentrations] *How might organisms transport nutrients more quickly?* [with a dedicated transport system, such as the circulatory system in animals]
6. Have students revisit their concept maps and add any new ideas.



ACTIVITY

WATER TRANSPORT

How quickly will a concentrated substance spread through water? Think about it. When you add sweetener to a drink, you stir to help the sweetener dissolve evenly. What happens if you don't stir the mixture? This activity will help you find out.

Materials

Lid or bottom of a Petri dish; graduated cylinder (100- or 250-mL); water; two sheets of graph paper (0.5-cm grid); tape; small dropper bottle with food coloring; timer; watch or clock

1. Tape one sheet of graph paper (at the corners) onto a table or countertop. Place the Petri dish on the paper. Using a pencil, trace around the Petri dish to make a circle. Remove the Petri dish and mark the center point of the circle. (Hint: Count the number of squares across the widest part of the circle and mark the center of the middle square.)
2. Measure 35 mL of water into the Petri dish.
3. Carefully place the dish back on the circle you drew on the graph paper.

Investigate

How quickly do you think a drop of food coloring will spread (diffuse) through the water in the Petri dish?

1. Carefully add one drop of food coloring to the center point of the dish.
2. Every three minutes, count the number of squares that have become tinted with food coloring (not all squares will have the same intensity of color). Count only every other partial square, or divide the total number of partial squares by two. Record your numbers in the appropriate box to the right.
3. Record your observations for up to 18 minutes, or until the color is completely diffused through the water in the dish.

Time Interval (minutes)	Number of Squares Tinted
0	
3	
6	
9	
12	
15	
18	

4. Using your second sheet of graph paper, make a graph of your observations. Mark the time (minutes) along the X axis and number of squares tinted by the food coloring along the Y axis.
5. Based on your investigation, answer the following questions. If needed, use the back of this sheet or a separate sheet of paper to record your answers.
 - a. Did the food coloring spread completely during your observations?
 - b. How could you use your graph to predict how long it would take for the color to spread over the area of the entire dish? What is your estimate?
 - c. Is the process you observed (diffusion) an efficient way to spread a substance through water? Explain.
 - d. Could an animal rely on the process of diffusion to distribute nutrients from one part of the body to all other parts? Why or why not?

AN ASTRONAUT'S POINT OF VIEW

ASTROBLOGS

Create a "blog-wall" in your classroom to stimulate students' thinking and encourage students to express their ideas in writing. Periodically, post a copy of one of the AstroBlog entries below to spark students' interest. Suggested use with specific activities is noted with each entry.



ASTROBLOGS

The floating food coloring in this activity shows how things float when we are orbiting the Earth. In orbit, we don't feel the effects of gravity. This condition is called microgravity.

You may have experienced microgravity conditions

momentarily on Earth. For example, if you ever felt like you've floated out of your seat as you reached the top of a roller coaster, you experienced a moment of what some people call "weightlessness." Do you think we actually become weightless in a situation like this one, on the roller coaster?

